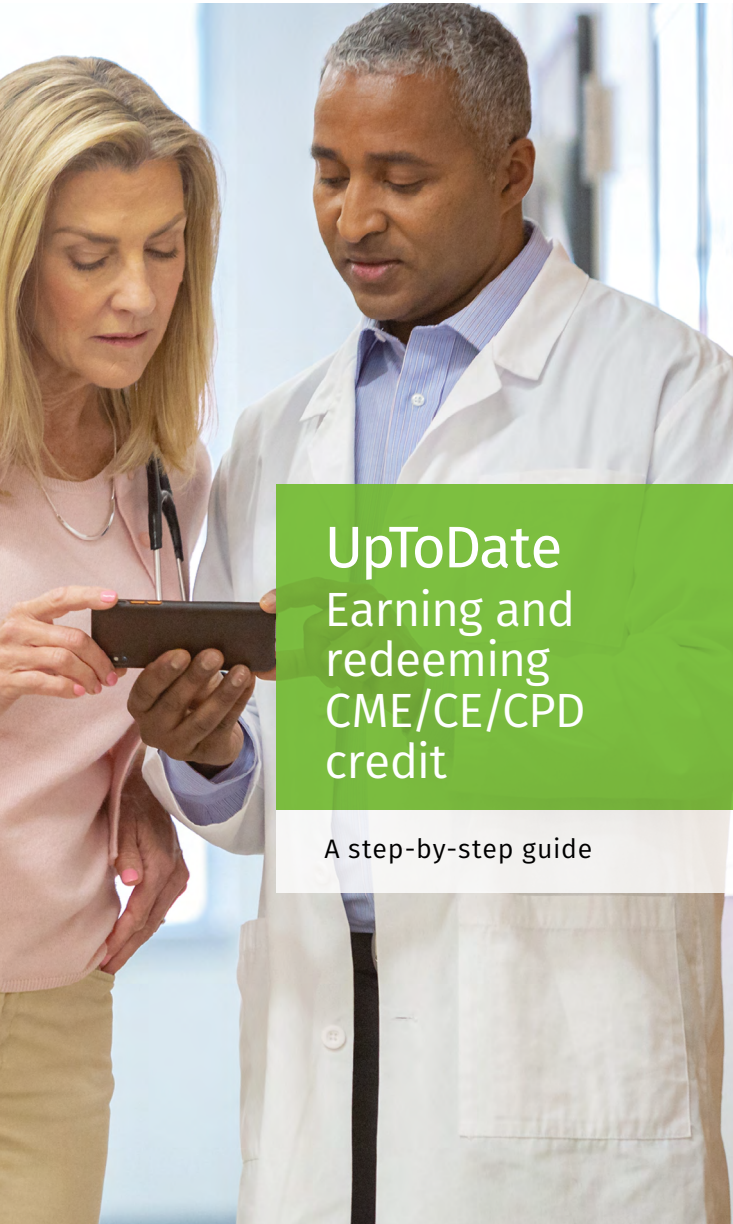




Wolters Kluwer




UpToDate Earning and redeeming CME/CE/CPD credit

A step-by-step guide

www.uptodate.com
www.wolterskluwer.com

→ UpToDate CME/CE/CPD credit



UpToDate makes it easy to earn and redeem CME/CE/CPD credit

UpToDate® is accredited and recognized by colleges, associations, and authorities from around the world, and is a globally accepted information resource and learning tool.

- Use the time you already spend researching clinical questions with UpToDate for continuing professional development requirements — including those researched on a mobile device.
- No test, fees or use of third party provider are required.
- Redeem your credit right from your mobile devices, including through the UpToDate mobile app, 24 hours a day, 7 days a week.
- UpToDate offers a variety of credits, such as *AMA PRA Category 1 Credit™*, AANP contact hours, and CFPC Mainpro+ Certified Self-Learning Credit.
- Several ABMS member boards accept credit earned from use of UpToDate for MOC. Log in to your UpToDate account to submit credits. Redeemed credits are automatically submitted to your board.
- Reflect on your search in real-time — answer your reflection questions while you are in a topic, then redeem the credits when you're ready.

Note: To see if you can use UpToDate to fulfill CME requirements in your country or specialty, please visit www.uptodate.com/cme for the most current list of CME and MOC requirements. It is up to each user to determine whether his or her use of UpToDate qualifies for CME in any particular country/specialty. For educational objectives, visit <https://www.uptodate.com/home/educational-objectives>

Earning and redeeming your CME/CE/CPD credit

Earning CME/CE/CPD credit

In order to earn CME/CE/CPD credit, you must be an individual subscriber or a registered user of UpToDate with a unique user name and password. This allows UpToDate to recognize you as an individual user within your organization so that you can accrue credit.

If you are not sure if you are registered, please check with your hospital administrator on how to register and log in.

Once registered, log in with your UpToDate user name and password each time you use UpToDate to accrue CME/CE/CPD credit when researching clinical questions.

Redeeming CME/CE/CPD credit

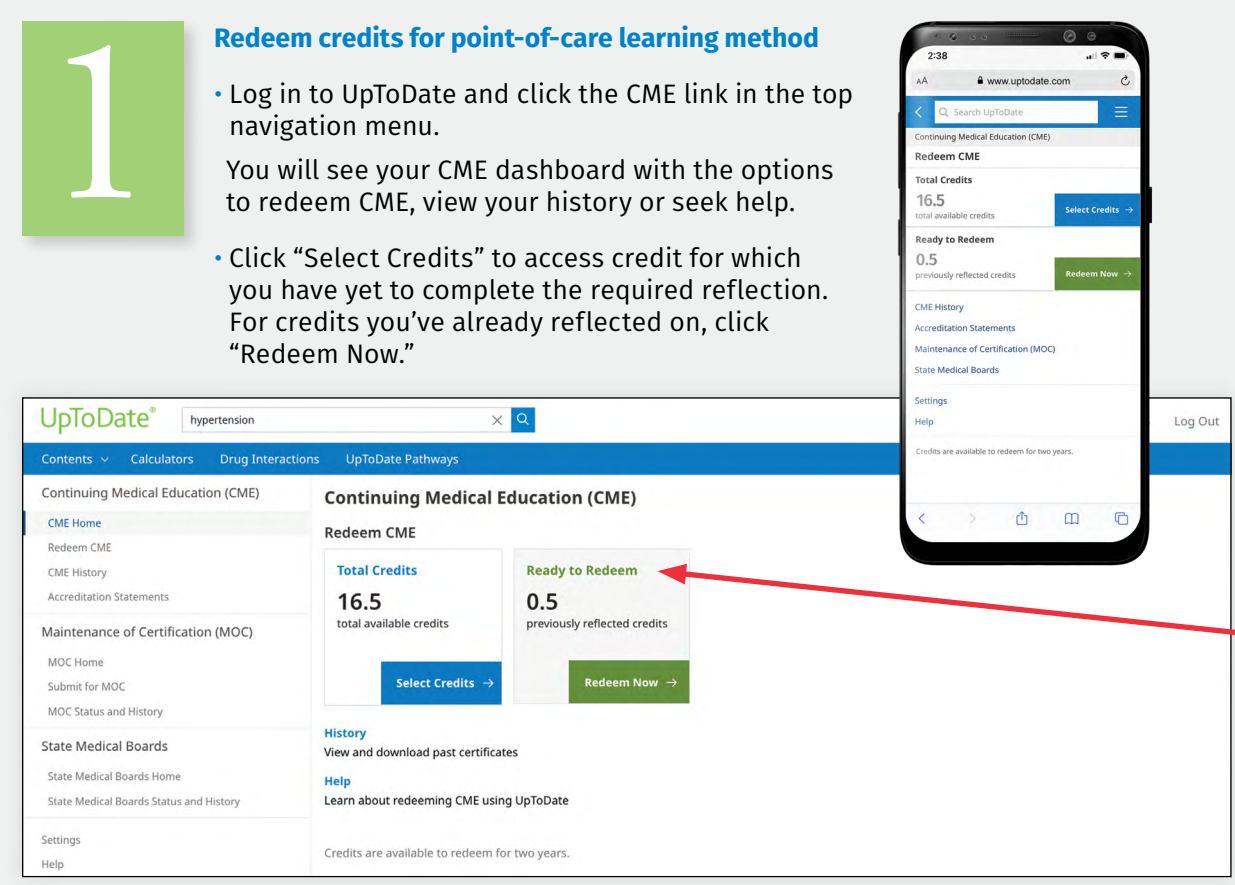
Each accrediting body recognizes one of two tracking methods. UpToDate offers both of these methods. Visit www.uptodate.com/cme for a current list of accrediting organizations.

- **Point-of-care learning** — tracks research question, topics reviewed, and user documentation of how information was applied in practice.
- **Time-based tracking system** — tracks length of time user spends reading a topic (up to 10 mins per topic per session).

Credits are associated with your account and stay with you if you change organizations. Simply log in with your existing credentials in the new organization to retain your current CME/CE/CPD credit.

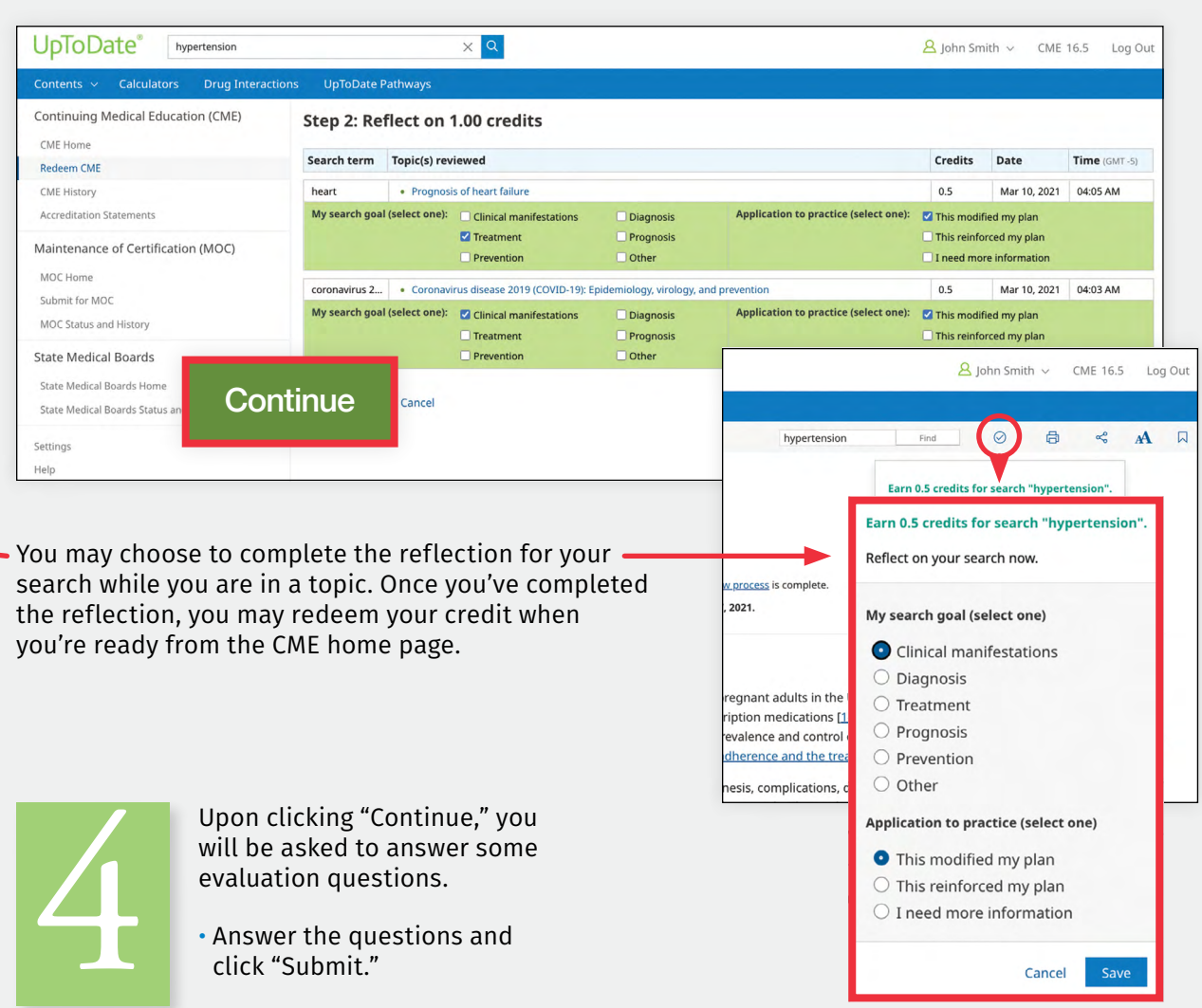
1 Redeem credits for point-of-care learning method

- Log in to UpToDate and click the CME link in the top navigation menu.
- You will see your CME dashboard with the options to redeem CME, view your history or seek help.
- Click "Select Credits" to access credit for which you have yet to complete the required reflection. For credits you've already reflected on, click "Redeem Now."



3 Upon clicking "Continue", if you are a point-of-care user, you will be asked to reflect on the goal of your search and the way you applied this information to your practice. Once completed, your credits will turn green.

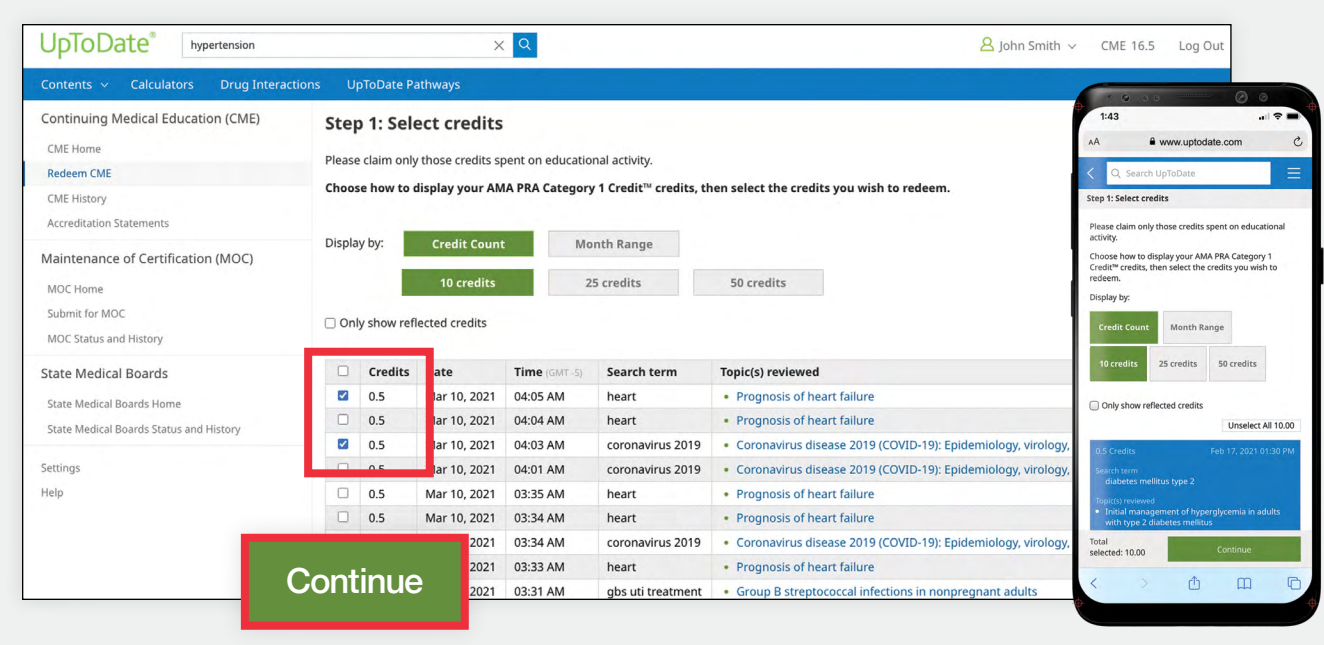
- Click "Continue."



You may choose to complete the reflection for your search while you are in a topic. Once you've completed the reflection, you may redeem your credit when you're ready from the CME home page.

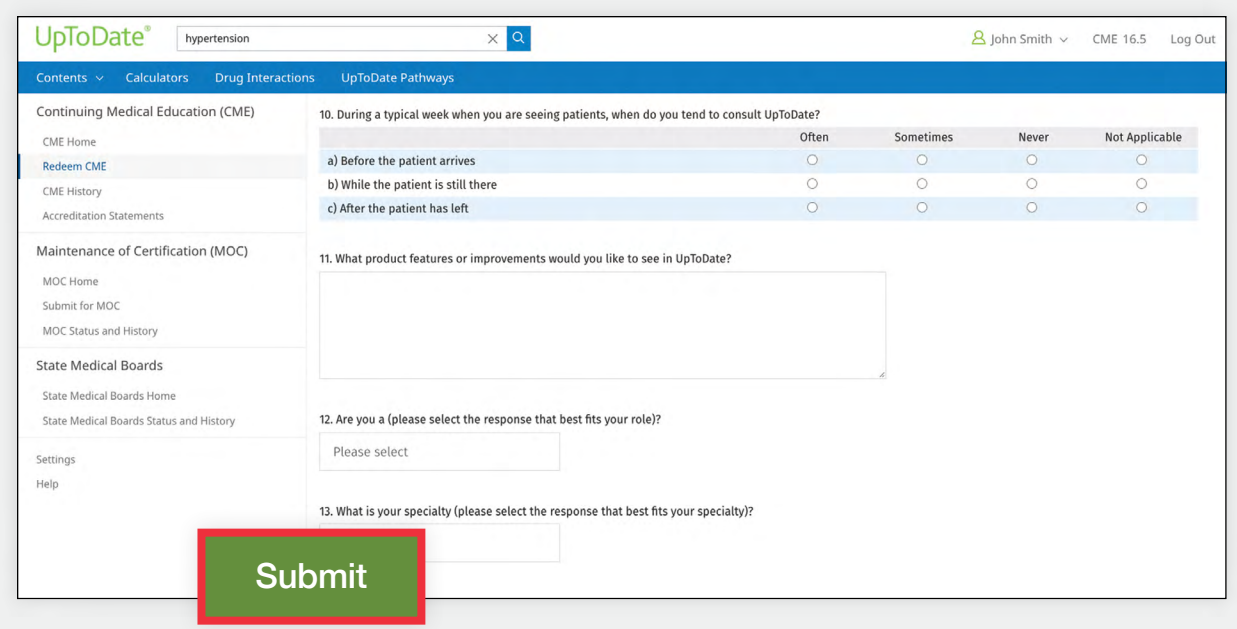
2 Credits will be displayed by "Credit Count" (see most recent earned credits by count) or by "Month Range" (see most recent earned credits over a time frame of your choice).

- Select the credits you want to redeem and click "Continue."
- You may also choose to display only reflected credits.
- If redeeming from a mobile device, tap each credit once to select.

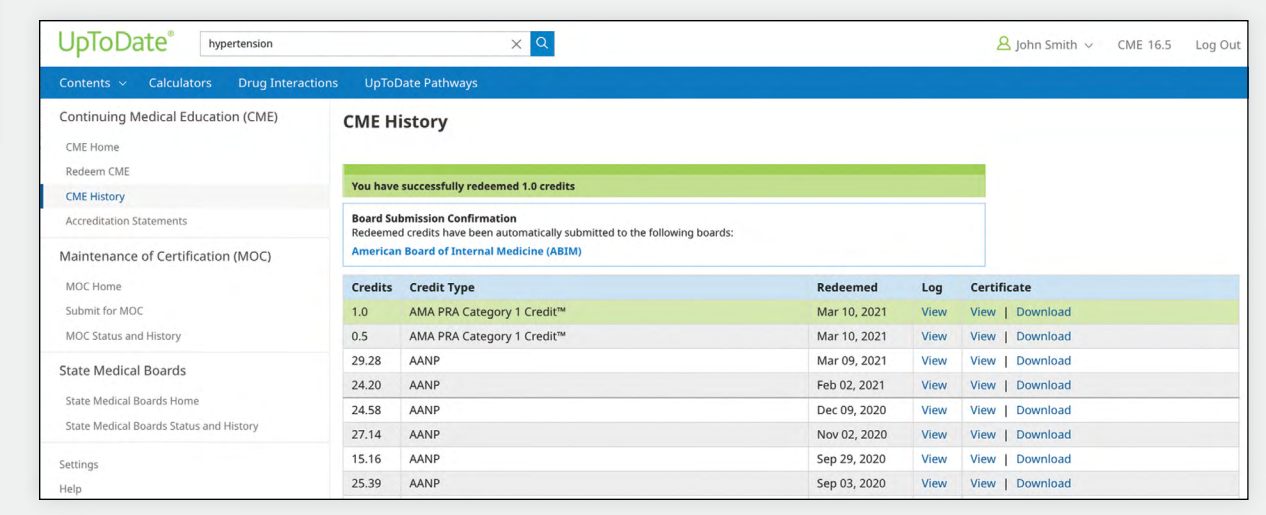


4 Upon clicking "Continue," you will be asked to answer some evaluation questions.

- Answer the questions and click "Submit."



5 After you submit your evaluation, you will be brought to your CME History page where you can view, download, and print your certificate and activity log.



Once you have redeemed your CME/CE/CPD credit, your certificate is always available in your UpToDate CME History. Certificates and associated activity logs can be downloaded and printed any time.



→ Managing your CME/CE/CPD credit

UpToDate automatically records your usage and lets you easily review and manage the credit earned.

Log in to UpToDate and click the CME link to manage your credit:

- **Redeem CME/CE/CPD** — Credits or contact hours may be redeemed for up to two years (or depending on accrediting body) from the time the activity was completed.
- **View history** — Clinicians can view, download, and print past CME certificates and activity logs as needed.
- **View/Change CME settings** — UpToDate fulfills a variety of continuing education requirements for clinicians around the world. Simply select accreditation preference to fulfill your local requirements.
- **CME help** — get answers to your questions regarding managing your CME.
- **Accreditation statements** — Our website always provides a current list of accrediting organizations. Visit www.uptodate.com/cme.

The screenshot displays the UpToDate website interface for managing CME credits. At the top right, the user's name 'John Smith' and a dropdown menu showing 'CME 16.5' are visible. The main content area is titled 'Continuing Medical Education (CME)' and features a 'Redeem CME' section. This section displays two key metrics: 'Total Credits' at 16.5 (total available credits) and 'Ready to Redeem' at 0.5 (previously reflected credits). Below these metrics are buttons for 'Select Credits' and 'Redeem Now'. A 'History' section provides a link to 'View and download past certificates', and a 'Help' section offers information on 'Learn about redeeming CME using UpToDate'. A note at the bottom states, 'Credits are available to redeem for two years.' The left sidebar contains a navigation menu for CME, MOC, State Medical Boards, and Settings, with a red box highlighting the CME section.



→ Contact us

Customer support

To reach customer support for **individual subscribers or users at an institution**, please contact:

EMAIL

customerservice@uptodate.com

PHONE

1.800.998.6374 or +1.781.392.2000

Monday through Friday, 7am – 9pm ET

